



**DATA SHEET  
SPIRIT 100Hp  
Direct Drive**

Document  
**E-DTD.W011.001**

Edition  
**A**


Revision  
**1**

# ***SPIRIT 100 DIRECT DRIVE***

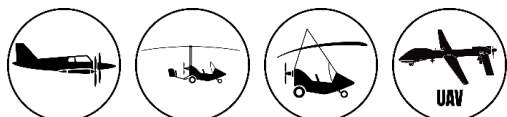
**SPIRIT100**

**SKY LINE**

**MWFLY DIRECT DRIVE**



## ***Applicability***



**TRANSLATED**

**FREE DISCLOSURE**

Page 1 of 6



# DATA SHEET SPIRIT 100Hp Direct Drive

Document  
**E-DTD.W011.001**


Edition  
**A**

Revision  
**1**

## Engine data

Model/Code	Spirit 100 Direct Drive / W011 right rotation – W012 left rotation
Type	4 cylinder boxer - 4 Stroke fuel (Otto cycle)
Displacement [cm <sup>3</sup> (in <sup>3</sup> )]	2201 (134)
Weight [Kg (lb)]	81 (178) dry (without accessories)
Dimension L x W x H [mm (in)]	590 x 762 x 419 (23.23 x 30 x 16.5)
Stroke X Bore [mm (in)]	81 x 93 (3.18 x 3.66)
Compression Rate	10.3 ÷ 1
Fuel	Mo.GAS min. AKI 90, R.O.N. 95, M.O.N. 85, LL100
Cooling System	Liquid with mechanical pump
Lubrication	Semi-dry sump, pressure oil feed assisted with internal pump
Timing System	2 valves per cylinder with S.O.H.C. (Single Over Head Camshaft)
Timing Driving System	Gear + chain with automatic chain tensioner
Pre-installed Accessories	Engine wiring loom, voltage regulator, start relay, dampers, ignition coils

## Transmission



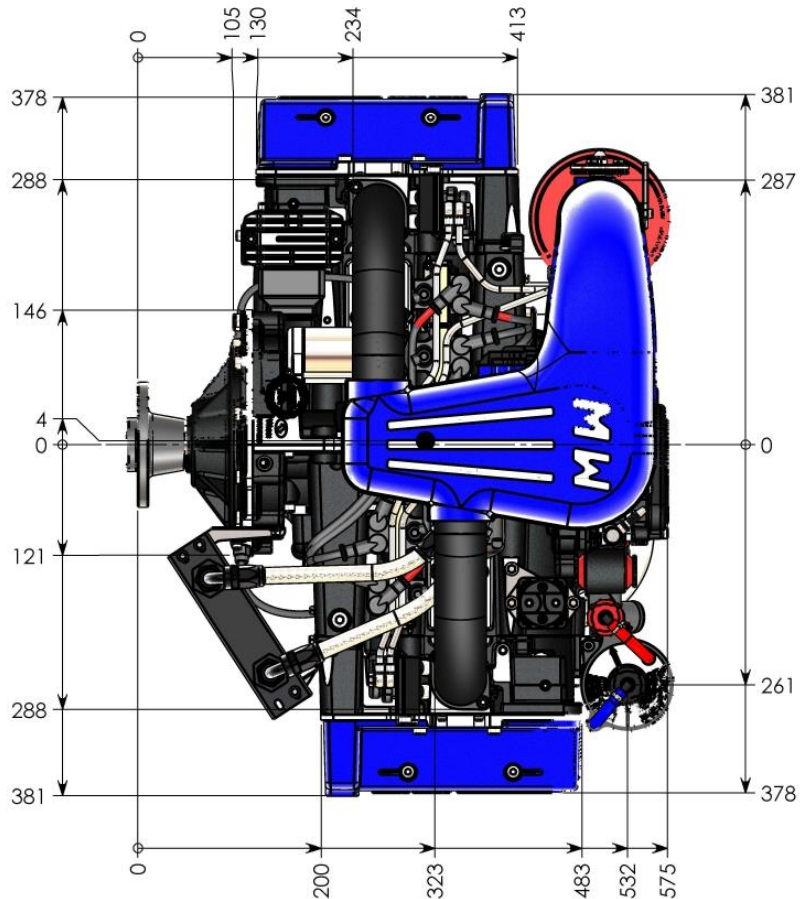

## Electric data

Generator	Permanent magnet, oil cooled, 225W (12.5V-18A)
Starter	Electric 0.65kW with anti-kickback clutch
F.R.I.S. (Full Redundancy Injector System)	ECU with dual injection and ignition; altitude and temperature compensation; Limp home strategy
CAN Data Transmission	CAN Aerospace protocol

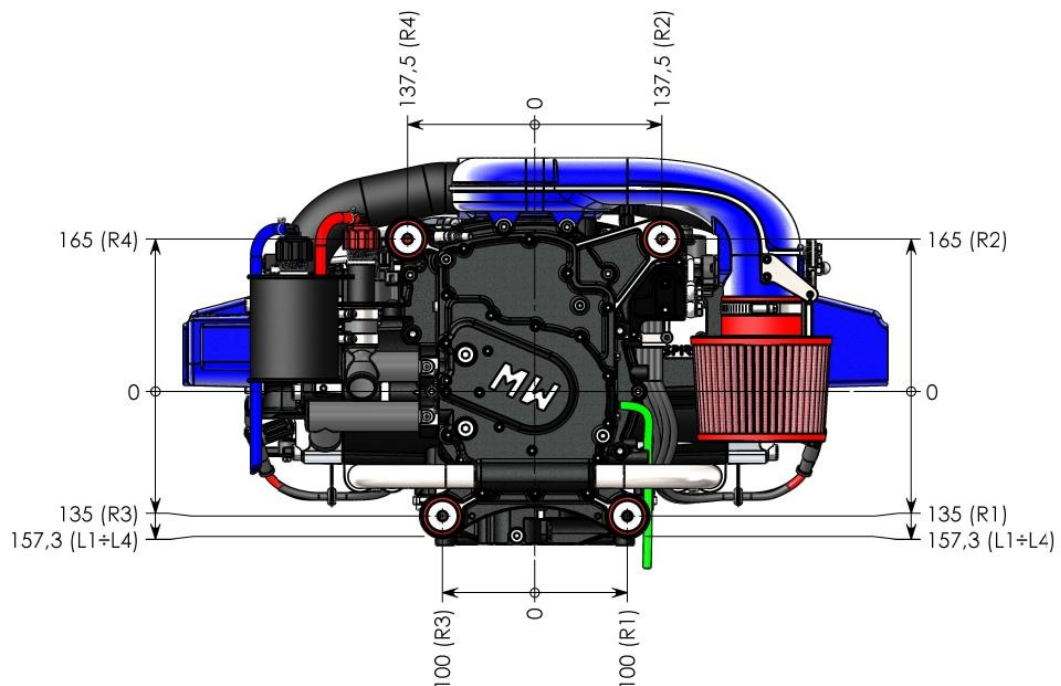
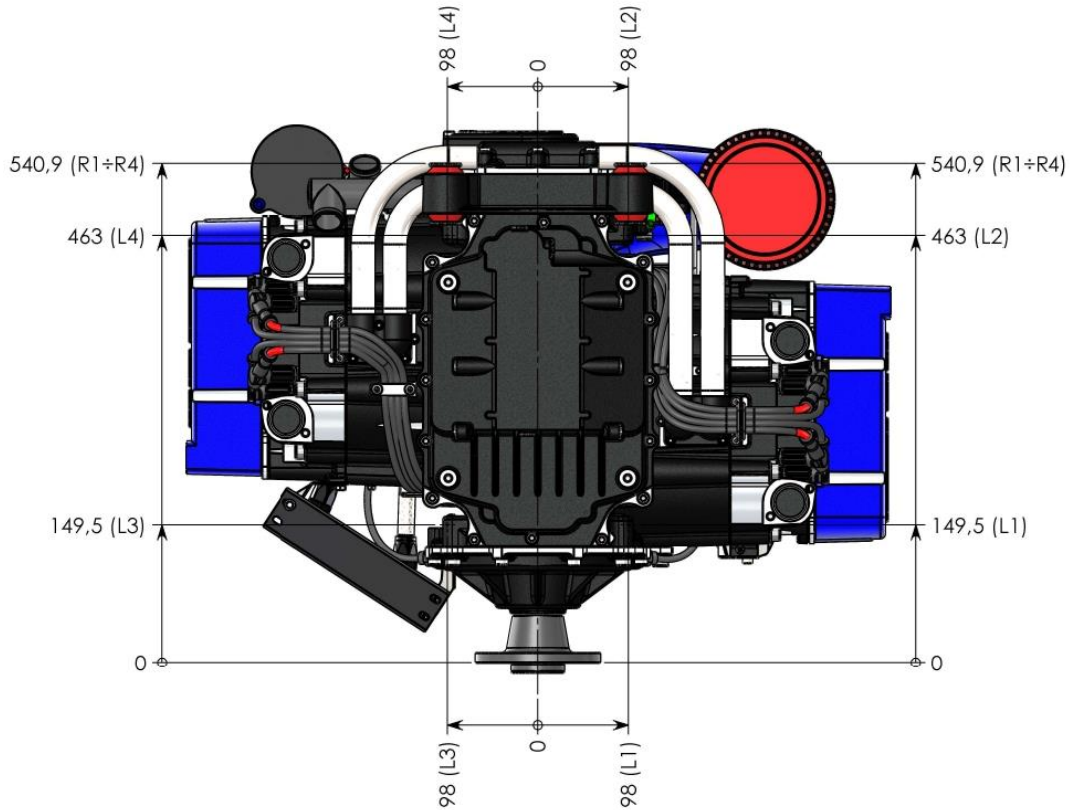
## Performance

Max Power [kW (Hp)]	73.5 (100) @ 3400 rpm
Max Torque [Nm (lb-ft)]	218 (160.8) @ 2500 rpm
Max Continuous Power [kW (Hp)]	73.5 (100) @ 3400 rpm
Max Engine Speed [rpm]	3500
Power/Weight [Hp/Kg (Hp/lb)]	1.23 (0.56)
Fuel Cons. [Kg/h (lb/h)]	12.3 (27.1) @ 75Hp
TBO [h]	2200

## DIMENSIONS



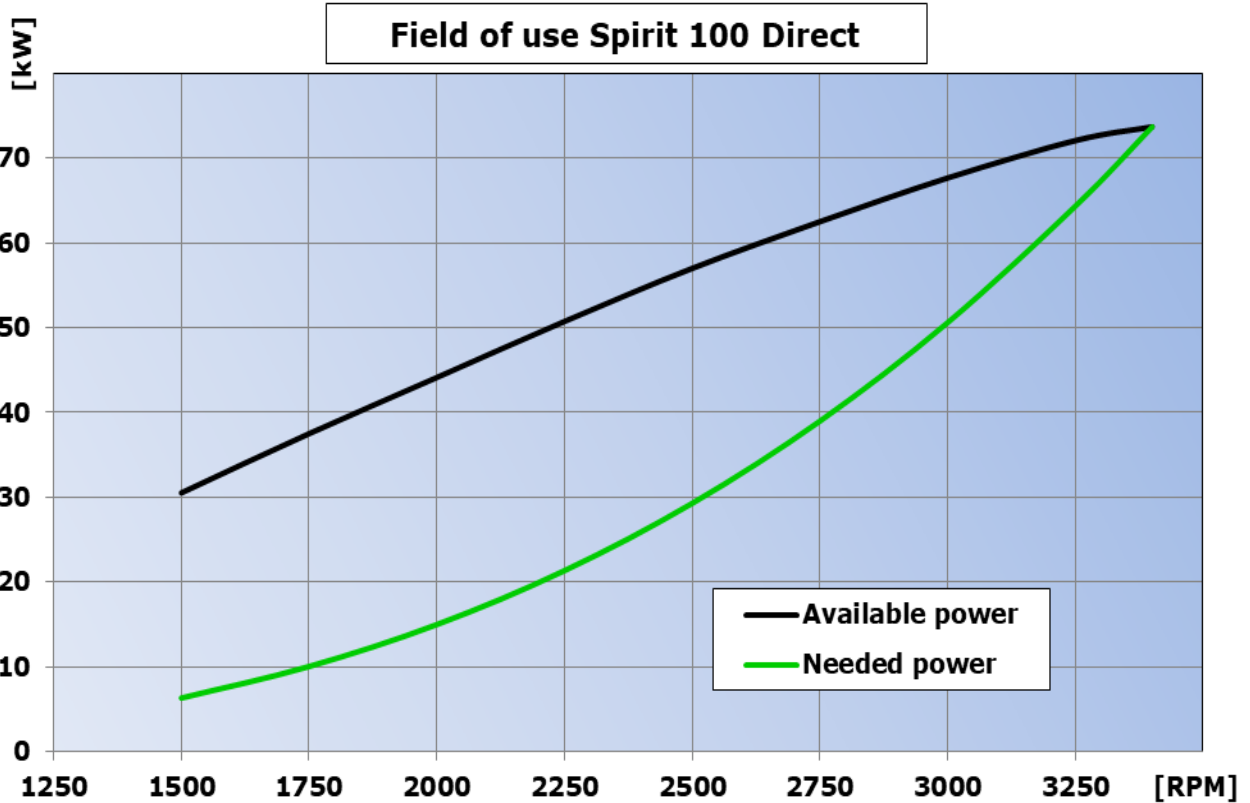
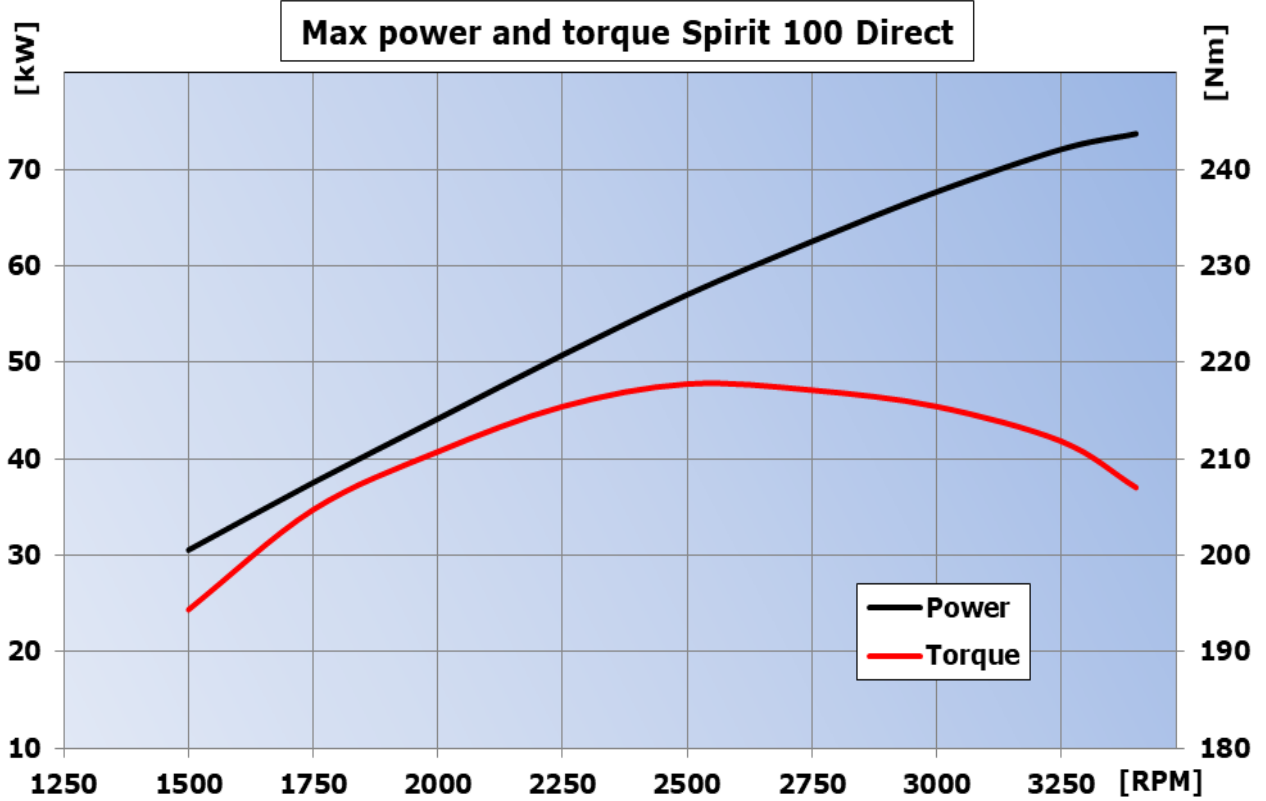
**ATTACHMENT POINTS**





# DATA SHEET SPIRIT 100Hp Direct Drive

Document <b>E-DTD.W011.001</b>	
Edition <b>A</b>	Revision <b>1</b>





# DATA SHEET SPIRIT 100Hp Direct Drive

Document  
**E-DTD.W011.001**

Edition  
**A**

Revision  
**1**

